

NEF

N67 MNT

FOR INDUSTRIAL APPLICATIONS

6 CYLINDER IN-LINE - DIESEL CYCLE

129 kW (173 hp) @ 2300 rpm

700 Nm (516.3 lb.ft) @ 1400 rpm



T E C H N O L O G I C A L E X C E L L E N C E

**IVECO
MOTORS**

N67 MNT FOR INDUSTRIAL APPLICATIONS

Technical code		F4GE0684C *D6..
Thermodynamic cycle		Diesel 4 stroke - D.I.
Aspiration		TAA
Configuration		6L
Bore x Stroke	mm (in.)	104 X 132 (4.10 X 5.20)
Total displacement	liters (cu. in.)	6.7 (409)
Valves per cylinder		2
Cooling		liquid
Direction of rotation (viewed facing flywheel)		CCW
Compression ratio		17.5 : 1
Rotation mass moment of inertia (without flywheel)	kgm ² (lbf ²)	0.31 (7.36)
Standard flywheel inertia	kgm ² (lbf ²)	0.71 (16.85)
Air induction		
Max suggested intake restriction with clean air filter	kPa (in. H ₂ O)	3.5 (14)
Max allowable restriction with dirty air filter	kPa (in. H ₂ O)	6.5 (26)
Air requirement for combustion at 100% load/rated speed	kg/h (lb/h)	840 (1852)
Turbocharging pressure at full load/rated speed	kPa (psi)	115 (16.7)
Turbocharging air max temperature (engine inlet)	°C (°F)	55 (131) @ 77°F amb.
Heat rejected to intercooler at maximum power	kW (BTU/min)	21 (1195)
Intercooler system max pressure drop	kPa (in. H ₂ O)	7 (28.1)
Exhaust system		
Max allowable backpressure	kPa (in. Hg)	10 (2.95)
Max exhaust temperature at full load/rated speed	°C (°F)	450 (842)
Exhaust flow at max output	kg/h (lb/h)	890 (1962)
Lubrication system		
Minimum oil pressure at idle	kPa (psi)	70 (10.15)
Max oil temperature at full load/rated speed	°C (°F)	120 (248)
Engine angularity limits continuous operation: max front up and front down	degrees	35
max left hand and right hand	degrees	35
Total system capacity including pipes, filters etc.	liters (quarts)	17.2 (18.2)
Cooling system		
Coolant capacity (engine only)	liters (quarts)	10.5 (11)
Water pump flow at rated speed	m ³ /h (gal/min)	12 (52.8)
Heat rejected to coolant at max power	kW (BTU/min)	69.4 (3950)
Thermostat (operating range)	°C (°F)	83 to 95 (181 to 203)
Cooling liquid max temperature	°C (°F)	103 (217)
Min/max pressure in the cooling circuit system	kPa (psi)	30/100 (4.35/14.5)
Radiator max pressure drop	kPa (psi)	35 (5)
Fuel system		
Injection system		Mechanical
Fuel inlet max restriction	kPa (in. H ₂ O)	15 (60.2)
Fuel inlet max temperature	°C (°F)	60 (140) @ 77°F amb.
Electrical system		
Voltage	V	12

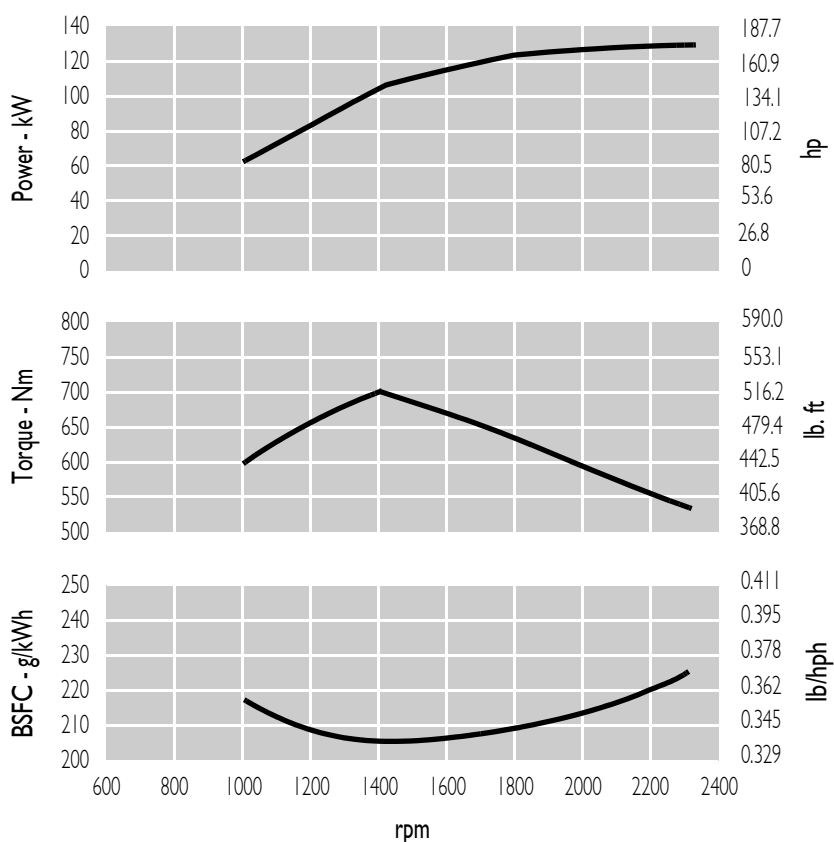
N67 MNT FOR INDUSTRIAL APPLICATIONS

Maximum rating *	kW(hp)	129 (173)
At speed	rpm	2300
Maximum torque	Nm (lb. ft)	700 (516.3)
At speed	rpm	1400
Maximum no load governed speed	rpm	2500
Minimum idle speed	rpm	800
Mean piston speed at rated rpm	m/s (ft./s)	10.1 (33.1)
BMEP at max torque	kg/cm ² (psi)	13.37 (190.31)
Available certifications		EPA Tier 2 - EC 97/68 Phase 2
BSFC	g/kWh (lb/hp h) @ rpm	205 (0.337) @ 1400
Oil consumption at max rating	(% of fuel consumption)	0.1
Noise at rated power (ISO 3744)	dBA	94
Minimum starting temperature without aids	°C (°F)	-15 (5)
Oil and oil filter maintenance interval for replacement	hours	500
Dry weight (standard configuration)	kg (lb)	530 (1168)

FOR INFORMATION ON THE AVAILABLE RATINGS NOT LISTED IN THIS DOCUMENT PLEASE CONTACT THE IVECO MOTORS SALES NETWORK.

* **Power** at flywheel according to 97/68 EC (without fan), after 50 hours running, 3% tolerance, fuel Diesel EN 590

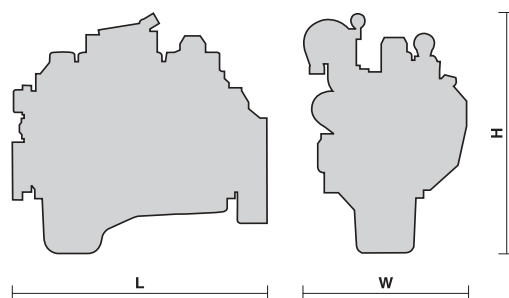
Test conditions : ISO 3046/1, 25 °C air temperature, 100 kPa atmospheric pressure, 30 % relative humidity - Applicable also to DIN 6271, BS 5514, SAE J1349 Standards.



L = 1054 mm (41.5 in)

W = 671 mm (26.4 in)

H = 1027 mm (40.5 in)



N67 MNT FOR INDUSTRIAL APPLICATIONS

Standard configuration

Flywheel housing	SAE	3
Flywheel diameter	in.	11.5
Intake manifold location		left side / forward inlet
Exhaust manifold / turbocharger orientation		right side / forward outlet
Turbocharger		waste gate controlled
Turbocharger location		high / right side
Fan drive ratio		1.41 : 1
Distance from fan to crankshaft center	mm (in.)	296 (11.66)
Fuel filter		l - left side
Fuel prefilter		-
Fuel pump		included
Oil filter		l - right side
Oil sump		sheet steel / front sump
Oil vapors blow-by circuit		on valve cover
Oil heat exchanger		built in the crankcase
Oil filler		on valve cover 1st cylinder
Exhaust mounting flange		included
Starter motor		12 V - 3 kW
Alternator		12 V - 90 A with W contact
Engine shut-off		electrical excitation
Wiring harness		-
Power take off (PTO)		optional
PTO transmission ratio		1.03 : 1
PTO maximum available torque		240 Nm (177.0 lb ft) - (SAE B 13 teeth)
Painting	color	grey

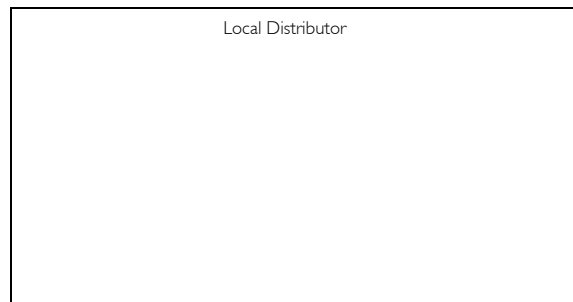
Not included in the standard configuration

Battery - minimum capacity recommended	180 Ah (12 V)
Battery - minimum cold cranking capacity recommended	800 CCA (12 V)

IVECO MOTORS OFFERS THE WIDEST AVAILABILITY OF ENGINE BUILD OPTIONS TO CUSTOMER SPECIFIC REQUIREMENTS WITHIN THE ENGINE SUPPLY. TO FIND OUT MORE ABOUT THE CONFIGURATIONS AND ACCESSORIES WHICH ARE AVAILABLE, CONTACT THE IVECO MOTORS SALES NETWORK.

HEAD OFFICE AND BRANCHES

IVECO S.p.A. Iveco Motors Lungo Stura Lazio, 49 - 10156 Torino Tel. +39 (011) 0076245 - Fax +39 (011) 0076275 www.iveco.com	Italy	IVECO S.p.A. Iveco Motors Viale dell'Industria, 15/17 - 20010 Pregnana Milanese - Milano Tel. +39 (02) 935101 - Fax +39 (02) 93590029	Italy
IVECO FRANCE S.A. Iveco Motors 50 Rue Ampère - B.P. 103 - 69685 Chassieu Cedex Tel. +33 (04) 72472222 - Fax +33 (04) 78905990	France	IVECO N.V. Iveco Motors - Liaison office-India 52 Okhla - Industrial Estate Phase III 110020 New Delhi Tel. +91 98 10403881/82 - Fax +91 11 51613573	India
IVECO MAGIRUS A.G. Iveco Motors Heiner Fleischmann-Strasse, 9 - 74172 Neckarsulm Tel. +49 (07132) 97690 - Fax +49 (07132) 976935	Germany	IVECO FIAT Representative Office in P.R. China IQ/F Jining Hotel World Trade Center 2 Hanzhong Road - 210005 Nanjing, Tel. +86 25 4710981 - Fax +86 25 4701105	China
IVECO U.K. Ltd Iveco Motors Road One - Industrial Estate CW7 3QP Winsford Tel. +44 (01606) 541027 - Fax +44 (01606) 541124	Great Britain	IVECO L.A. Iveco Motors Rua Alameda da Serra, 222 Vale do Sereno - Brazil 34000 - 000 Nova Lima (MG) Tel. +55 31 3286 3732/33/34 - Fax +55 31 3286 3735	Brazil
IVECO SWEDEN A.B. Iveco Motors Lergökgatan, 12 - 42150 Västra Frölunda Tel. +46 (31) 492450 - Fax +46 (31) 492457	Sweden	IVECO Motors of N.A. 245 E. North Avenue Carol Stream, IL 60188 - 2021 USA Tel. +1 630 260 4226 - Fax +1 630 260 4267	North America



Local Distributor